

# TH11

series



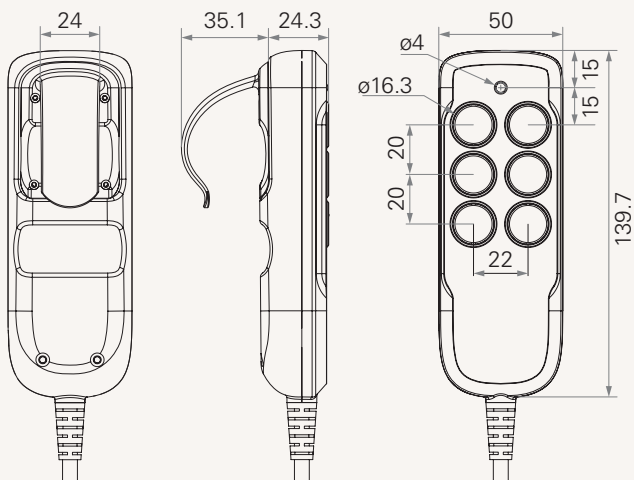
## Product Segments

### • **Comfort Motion**

Connected actuators	1~3
Maximum available buttons	6
Color	black or grey
Option	safety key
LED indication	

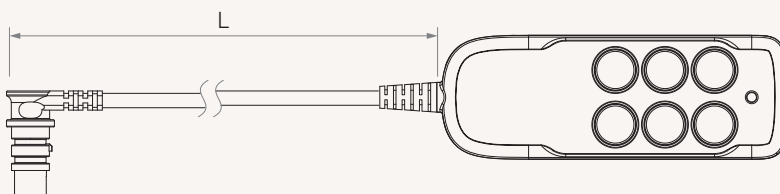
## Drawing

Standard Dimension

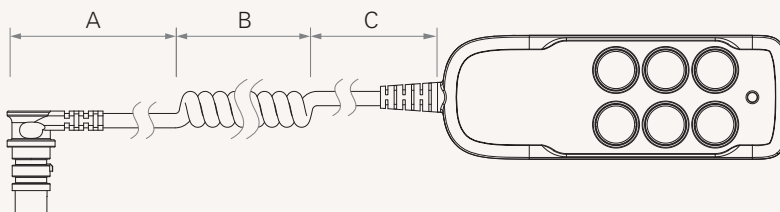


Dimension with Cable Length

Code 1



Code 2



### Cable Length (mm)

#### CODE

1	Straight, $L=1500$
2	Coiled, $A=1000$ , $B=200$ , $C=200$
A	Customized

### Terms of Use

The user is responsible for determining the suitability of TiMOTION products for a specific application.







Due to continuous development in order to improve our products, TiMOTION products are subject to frequent modifications and changes without prior notice.

TiMOTION reserves the right to discontinue the sale of any products displayed on its website or listed in its catalogue or other written materials drawn up by TiMOTION.

# TH11 Ordering Key

TH11

Version: 20131122-F

	<b>Number of Actuators</b>	1 = 1	2 = 2	3 = 3
	<b>Plug</b>	1 = DIN 5pin, for TDC 2 = DIN 8pin, for TC2/TC3/TC7 4 = DIN 8pin, 180°, for extension cable		5 = RJ 10pin, 180°, for TC6/TC9/extension cable A = Customized
	<b>Color</b>	1 = Black		2 = Grey (Pantone 428C) Note : Standard is grey (Pantone 428C), including upper and lower case; if there's specific request, it needs to specify.
	<b>Safety Key</b>	0 = Without		1 = With
	<b>Hook Type</b>	1 = Standard		2 = Magnetic
	<b>Key Definition</b>	A~G = See appendix* Note : please contact TiMOTION before making an order		1 = Customized
	<b>Cable Length</b>	1~2 = See appendix		A = Customized